



SANTA MARGARITA CATHOLIC HIGH SCHOOL

Accredited by the Western Catholic Education Association (WCEA) and the Western Association of Schools and Colleges (WASC)

#1

Catholic high school in Orange County
Niche.com

#1

Catholic Coed High School in Southern California
Niche.com

1 OF 5

Catholic IB World Schools in California

90%

student participation in extracurricular activities

71%

of faculty hold advanced degrees

14:1

student-teacher ratio; average class of 22

61

performing and visual arts classes

71

CIF team championships and 217 league championships

TEN-TIME RECIPIENT

of the CIF-SS Commissioners Cup

MICROSOFT SHOWCASE SCHOOL

six consecutive years

2019-2020 SCHOOL PROFILE

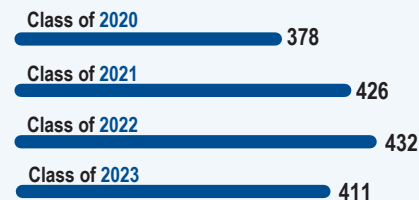
OVERVIEW

Santa Margarita Catholic High School is a coeducational, college-preparatory school founded in 1987 under the leadership of the Diocese of Orange. Santa Margarita's learning community empowers students with experiential knowledge and multidisciplinary skills. Known for its breadth of academic programs including the rigorous International Baccalaureate Diploma Programme, innovative technology, student-centered classrooms, top-ranked academics, emphasis on service and social justice, award-winning performing and visual arts programs and active student body – Santa Margarita provides a well-rounded educational experience. Centered in the school's charism of Caritas Christi, the love of Christ, Santa Margarita strives to develop people of faith, skilled lifelong learners, healthy individuals and involved citizens of the world.

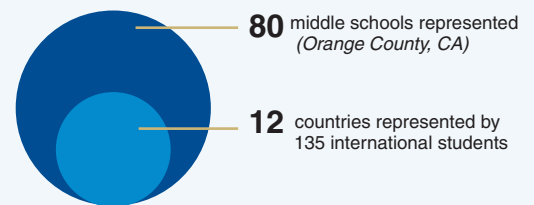
2019-2020 STUDENT BODY

- 62% Caucasian, 15% Asian/Pacific Islander, 10% Hispanic/Latino, 11% Multiracial, 1% African American, 1% Native American/Alaskan
- 51% male, 49% female
- 26% of Santa Margarita students receive tuition assistance/scholarships
- 92% U.S. citizen, 8% non-U.S. citizen

ENROLLMENT: 1,647



GEOGRAPHIC DISTRIBUTION



CURRICULUM & GRADUATION REQUIREMENTS

SCHEDULE

School year includes:

- Two semesters comprised of approximately 18 weeks
- Six 55-minute periods daily/classes meet four times per week
- All students must take seven courses per semester (9th-12th grade)

ACADEMIC GRADUATION REQUIREMENTS

*Each semester class is 5 credits

| | | |
|--------------------|---------|--------------------|
| Religion | 4 years | 40 credits |
| English | 4 years | 40 credits |
| Social Studies | 3 years | 30 credits |
| Science | 3 years | 30 credits |
| Mathematics | 3 years | 30 credits |
| World Languages | 2 years | 20 credits |
| Fine Arts | 1 year | 10 credits |
| Health | ½ year | 5 credits |
| Physical Education | 2 years | 20 credits |
| Electives | 4 years | 45 credits |
| TOTAL | | 270 credits |

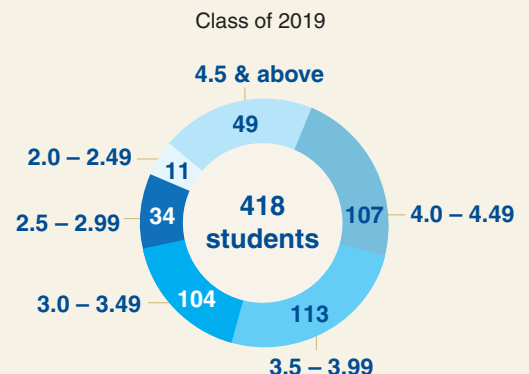
GRADING SYSTEM

SMCHS is a non-ranking school

A 90-100 **C** 70-79 **F** 59 & below
B 80-89 **D** 60-69

- Pluses and minuses do not affect GPA
- Honors/AP/IB receive an extra point for Cs and above
- Maximum number of credits for GPA calculation is 280
- All academic courses are counted on the transcripts with no exceptions
- Remediation is recommended for all Ds and required for all Fs

CUMULATIVE ACADEMIC GPA DISTRIBUTION



TESTING DATA & ADVANCED COURSES

ACT scores – 274 students tested

| 2018-2019 | SMCHS | STATE | NATIONAL |
|------------------|-------------|-------------|-------------|
| English | 28.6 | 22.5 | 20.2 |
| Math | 26.3 | 22.5 | 20.5 |
| Reading | 28.5 | 23 | 21.3 |
| Science | 26.6 | 22.1 | 20.7 |
| COMPOSITE | 27.5 | 22.7 | 20.8 |

27.5
average SMCHS
2019 ACT score

SAT scores – 201 students tested

| 2018-2019 | SMCHS | STATE | NATIONAL |
|--------------|-------------|-------------|-------------|
| Math | 643 | 536 | 531 |
| ERW | 626 | 540 | 536 |
| TOTAL | 1269 | 1076 | 1068 |

1269
average SMCHS
2019 SAT score

*State and national data reflect college board reports available as of August 2019

AP TESTING (2019)

All students in 10th-12 grades enrolled in an AP course are required to take the corresponding AP exam.

- 493 students took an AP Test (10th-12th grade)
- 918 total exams were administered
 - 153 exams received a score of 5
 - 248 exams received a score of 4
 - 278 exams received a score of 3

80% of SMCHS students received a score of 3 or higher

183 AP Scholars (2019)

PASS RATE BY SUBJECT (2019)

| SUBJECT | PASS RATE | STUDENTS |
|-------------------------|-----------|----------|
| Art History | 68% | 15 |
| Biology | 57% | 138 |
| Calculus AB | 82% | 67 |
| Calculus BC | 91% | 33 |
| Calculus BC/AP Subscore | 97% | 33 |
| Chinese Lang | 100% | 2 |
| Computer Science A | 81% | 16 |
| English Lang & Comp | 91% | 118 |
| English Lit & Comp | 66% | 58 |
| French Lang | 100% | 2 |
| Macroeconomics | 48% | 113 |
| Physics 1 | 76% | 62 |
| Physics C: Mech | 91% | 33 |
| Physics C: E&M | 100% | 1 |
| Psychology | 85% | 79 |
| Spanish Language | 78% | 23 |
| Statistics | 48% | 25 |
| US Gov & Politics | 81% | 32 |
| US History | 93% | 41 |
| World History | 88% | 58 |

ADVANCED PLACEMENT SCHOLARS

| | 2019 | 2018 | 2017 | 2016 | TOTAL |
|---------------|------|------|------|------|-------|
| National | 1 | 7 | 8 | 4 | 20 |
| w/Distinction | 61 | 69 | 68 | 70 | 268 |
| w/Honors | 37 | 44 | 43 | 46 | 170 |
| Scholars | 84 | 90 | 93 | 85 | 352 |

NATIONAL MERIT RECOGNITION

| | 2020 | 2019 | 2018 | 2017 | 2016 |
|---------------|------|------|------|------|------|
| Finalists | TBA | 3 | 4 | 8 | 7 |
| Semifinalists | 7 | 3 | 4 | 8 | 7 |
| Commended | 22 | 15 | 22 | 18 | 29 |

7
NATIONAL
MERIT
SEMIFINALISTS
(CLASS OF 2020)

ADVANCED COURSES

- 107 high-level courses offered – twice the number of any Catholic school in Orange County
- Enrollment contingent upon department approval, placement exams, grades, and teacher recommendations
- All advanced courses are taught at a faster pace and go into greater depth

AP COURSES (20)

- All students enrolled must take the AP exam in May
 - 9th graders may not take any AP exams
 - 10 graders may only take AP World, AP Euro, AP Art History
 - Majority of AP courses offered to 11th and 12th graders
- AP English Language and Composition
AP Literature and Composition
AP Calculus AB
AP Calculus BC
AP Statistics
AP Biology
AP Physics 1
AP C-Mechanics
AP Environmental Science
New 2019-20
* AP Government
AP US History
AP European History
New 2019-20
AP World History
* AP Macroeconomics
AP Spanish Language
AP French
AP Art History
AP Computer Science A
AP Psychology
AP Music Theory
New 2019-20

* Seniors may only take AP Government or AP Macroeconomics. There are a few exceptions each year due to special circumstances not related to achievement or academic performance.

HONORS COURSES (42)

- ENGLISH**
English 1 & 2 H
Advanced Debate/Argumentation H
Journalism H
New 2019-20
Advanced Journalism H
- MATHEMATICS**
Algebra 1 & 2 H
Geometry H
Precalculus H
Precalculus H AI
New 2019-20
- SCIENCE**
Biology H
Chemistry H
- SOCIAL STUDIES**
Economics MUN H
Cultural Geography MUN H
United States History MUN H
United States Government MUN H
World History MUN H
Modern & Contemporary Art H
- WORLD LANGUAGES**
Spanish 1, 2, & 3 H
French 1, 2, 3, & 5 H
Latin 1, 2, & 3 H
Ancient Greek 1, 2, & 3 H
Mandarin Chinese 1, 2, & 3 H

- ARTS**
Advanced Women's Chorus H
Chamber Singers H
Steel Drum/Percussion Ensemble H
String Orchestra H
Wind Ensemble H
Screenwriting H
Advanced Painting H
Advanced Drawing H

IB COURSES (45)

- Only juniors and seniors are permitted to take IB courses
 - All students enrolled in an IB course must sit for the IB exam
- English A Literature HL1 & HL2
Spanish SL, HL1 & HL2
French SL, HL1 & HL2
Latin SL, HL1 & HL2
Greek SL
Mandarin Chinese SL
* Philosophy HL1 & HL2
History HL1 & HL2
Economics SL
Business Management HL1 & HL2
Biology SL, HL1 & HL2
Chemistry SL
Physics HL1 & HL2
Environmental Systems SL
Mathematics SL
No longer offered in 2019-20
Math AA SL IB
New 2019-20
Mathematics HL1 & HL2
Mathematical Studies SL
Further Mathematics HL
Dance HL1 & HL2
Music Group Performance SL
Film HL1 & HL2
Music HL1 & HL2
Theatre SL, HL1 & HL2
Visual Arts HL1 & HL2
* Theory of Knowledge
* Full diploma students only

INTERNATIONAL BACCALAUREATE PROGRAMME



SMCHS is one of the few Catholic high schools in California to offer the International Baccalaureate Programme. Hallmarks include a Theory of Knowledge seminar course to apply thinking and inquiry across all subject areas; an extended research essay of 4,000 words on a student-generated inquiry/research question; and independently engaging in creativity, physical activity, and service (CAS). At SMCHS, students must meet academic prerequisites to enter the full diploma program or to take individual courses. Santa Margarita IB students prepare

themselves intellectually and psychologically for the most selective university experience as well as develop the ethos of interdependency, ethical behavior and participation that brings added value to a learning community. Those students accepted in the full diploma program following their sophomore year are committed to taking the most rigorous academic curriculum offered at SMCHS.

UNIQUE FEATURES AT SMCHS INCLUDE:

- Since the program began in 1997, SMCHS exam pass rates have always exceeded the world average.
- From 2014 – 2019, 94.5% of SMCHS full diploma candidates have earned the diploma versus the worldwide rate of 79% reported by IB.
- SMCHS students earn an average of 31 full diploma points, qualifying them for advanced standing at many universities/colleges compared to the worldwide average of 28.
- In conjunction with extracurricular CAS activities, IB full diploma students take an advanced academic load of **seven classes per semester**, where many IB schools only require five to six.
- Although not required, most SMCHS IB full diploma candidates enroll in English HL and Philosophy HL, developing the critical literacy skills necessary for high level contributions to their future university learning.

The IB Full Diploma Programme attracts the school's most ambitious students who are committed to taking the most demanding curriculum and academic experience SMCHS offers.

- 29** full diploma students (class of 2020), 7.7% of the class
- 39** full diploma students (class of 2019), 9% of the class with 37 earning the diploma.
- 95** percent full diploma pass rate with 529 total exams taken (class of 2019) compared to the global average of 77.4%
- 82** percent overall IB exam pass rate (class of 2019)

PROGRAMS AT A GLANCE



SERVICE LEARNING IN THE SPIRIT OF THE GOSPEL SMCHS strives to be a force for good, living the incarnate love of Christ, in the local and global community. The SMCHS Campus Ministry Department coordinates service projects, class sessions and reflective processes that tie into religion curriculum and draw out the necessary relationship between active service and authentic faith. Students engage in class service projects during their freshman and sophomore years working with Special Olympics and Second Harvest Food Bank as an introduction to Christian service. During junior and senior years, students work with a nonprofit of their choice combining their passions and interests with direct service to the vulnerable. As a graduation requirement, students must complete 20 hours of direct service each year for a total of 80 hours.



LEADERSHIP OPPORTUNITIES Through a wide array of extracurricular activities, campus clubs, honor societies, campus ministry programs, mentoring organizations, arts and athletic teams, SMCHS students develop leadership and management skills. Over 90% of students participate in school-related extracurricular activities.



MODEL UNITED NATIONS Santa Margarita's award-winning MUN program catapults students into the world of diplomacy and international relations with students participating in mock UN meetings worldwide. Student participation is an extracurricular commitment but also integrated into the honors social studies curriculum. Since 2000, the program has won over 8,950 individual awards and 95 delegation awards.



ROBOTICS/ENGINEERING The school's award-winning robotics team, "SMbly Required," functions like a startup with students learning CAD modeling, welding, marketing and project management. Students design, build, program and test competition-ready robots. Most recently, students have started to use their skills to improve the lives of children with limited mobility through the GoBabyGo program.



STREAM Santa Margarita's STREAM program weaves together science, technology, religion, engineering, arts and math reaching beyond traditional disciplinary boundaries.



ARTS SMCHS offers 61 courses in visual and performing arts including film, video production, screenwriting, sculpture, painting, drawing, photography, orchestra, choir, dance, theater, band, steel drums, classical guitar and handbells.



ATHLETICS Since the school opened over 32 years ago, SMCHS has earned more championships than any other school in Southern California with 8 state championships, 71 CIF championships, and 217 league championships. SMCHS offers 24 CIF and four club teams.



EDUCATIONAL TECHNOLOGY As one of 41 Microsoft Showcase Schools in the nation, SMCHS is a leader in utilizing technology to create collaborative, student-centered classrooms and improve student learning outcomes.



AUXILIARY STUDIES PROGRAM The school's ASP department offers a comprehensive program giving students with diagnosed learning needs the tools to reach their full potential.



EAGLES EDGE SMCHS alumni and industry professional provide "real-world" growth and networking opportunities through internships, jobs and hands-on workshops.



NATIONAL HONOR SOCIETY Membership in the NHS is a highly selective. Beyond the GPA requirement of a 3.5, students must demonstrate a strong commitment to the four pillars of NHS: scholarship, character, service and leadership. Approximately 15% of each class earns this distinction.



MEDIA Over 100 students work together with state-of-the-art production equipment to produce ETV 2.0., the daily news broadcast. Students spend time editing, filming and producing content. Editors, reporters, designers and photographers also produce the award-winning Eagle Eye student newspaper and manage SMCHSEagleEye.com

| SUBJECT | STUDENTS | PASS RATE |
|------------------------------------|------------|--------------|
| English Literature HL | 86 | 98% |
| Chinese SL | 11 | 82% |
| Chinese HL | 8 | 100% |
| French HL | 2 | 100% |
| French SL | 8 | 100% |
| Latin HL | 4 | 75% |
| Latin SL | 11 | 82% |
| Spanish HL | 12 | 100% |
| Spanish SL | 49 | 86% |
| Business Management HL | 44 | 39% |
| Economics SL | 16 | 69% |
| Environmental Systems & Society SL | 21 | 52% |
| History HL | 7 | 100% |
| Philosophy HL | 39 | 98% |
| Biology HL | 28 | 39% |
| Biology SL | 10 | 70% |
| Chemistry SL | 18 | 50% |
| Physics HL | 1 | 40% |
| Physics SL | 2 | 50% |
| Further Mathematics HL | 2 | 0% |
| Math Studies SL | 51 | 92% |
| Math HL | 13 | 76% |
| Math SL | 13 | 54% |
| Dance HL | 12 | 100% |
| Film HL | 41 | 90% |
| Music HL | 4 | 75% |
| Music Group Perf. SL | 7 | 86% |
| Theatre HL | 8 | 100% |
| Theatre SL | 3 | 100% |
| Visual Arts HL | 7 | 57% |
| TOTAL EXAMS TAKEN | 529 | 82.3% |

COLLEGE MATRICULATION 2015-2019

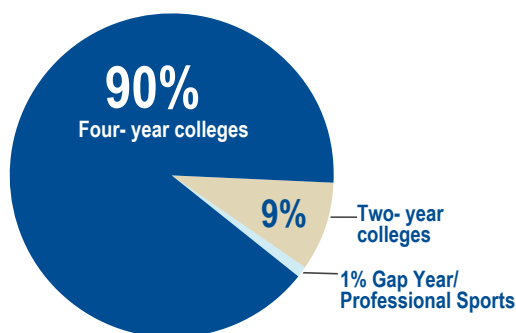
The following list represents the most well-attended colleges over the last five years.

***Bold denotes 2019 attendance**

- | | | | |
|-----------------------------------------------|---------------------------------------|-------------------------------------------------|--------------------------------------------|
| California Institute of Technology | Emerson College | Saint Mary's College | University of Hawaii |
| American University | Emory University | Saint Mary's College of California | University of Illinois at Urbana-Champaign |
| Amherst College | Fordham University | San Diego State University | University of Kansas |
| Arizona State University | Georgetown University | San Francisco State University | University of Kentucky |
| ArtCenter College of Design | Georgia Institute of Technology | Santa Clara University | University of Miami |
| Auburn University | Gonzaga University | Savannah College of Art and Design | University of Michigan |
| Babson College | Grand Canyon University | Seattle Pacific University | University of Minnesota |
| Baylor University | Grinnell College | Seattle University | University of Mississippi |
| Bellarmino University | Harvard College | Seton Hall University | University of Missouri |
| Belmont University | Hope College | Southern Methodist University | University of Nebraska |
| Berklee College of Music | Humboldt State University | St. Edward's University | University of Notre Dame |
| Boise State University | Indiana University at Bloomington | St. John's University | University of Oregon |
| Boston College | Irvine Valley College | Stanford University | University of Oxford |
| Boston University | Johns Hopkins University | Syracuse University | University of Pennsylvania |
| Brown University | Kansas State University | Texas A&M University | University of Pittsburgh |
| Butler University | Lehigh University | Texas Christian University | University of Portland |
| California Baptist University | Lewis & Clark College | Texas Tech University | University of Redlands |
| California Lutheran University | Louisiana State University | The George Washington University | University of San Diego |
| Cal Poly- San Luis Obispo | Loyola Marymount University | The New School | University of San Francisco |
| Cal Poly- Pomona | Loyola University Chicago | The Ohio State University | University of Southern California |
| California State University, Maritime Academy | Marquette University | The University of Alabama | University of St. Andrews |
| California State University, Chico | Marymount Manhattan College | The University of Arizona | University of Tennessee |
| California State University, Fullerton | Miami University, Oxford | The University of Edinburgh | University of Toronto |
| California State University, Long Beach | Michigan State University | The University of Iowa | University of Utah |
| California State University, San Marcos | Montana State University, Bozeman | The University of North Carolina at Chapel Hill | University of Virginia |
| Carthage College | Musicians Institute | The University of Oklahoma | University of Washington |
| Case Western Reserve University | New York University | The University of Texas | University of Waterloo |
| Chapman University | Northeastern University | Trinity University | University of Wisconsin, Madison |
| Claremont McKenna College | Northern Arizona University | Tufts University | Vanderbilt University |
| Clemson University | Northwestern University | Tulane University | Vassar College |
| Colby College | Oklahoma State University | United States Air Force Academy | Villanova University |
| Colgate University | Oregon State University | United States Military Academy - Army | Virginia Tech |
| College of the Holy Cross | Otis College of Art and Design | United States Naval Academy | Wagner College |
| Colorado Mesa University | Pace University | University of California, Berkeley | Wake Forest University |
| Colorado School of Mines | Pennsylvania State University | University of California, Davis | Washington State University |
| Colorado State University | Pepperdine University | University of California, Irvine | Washington University in St. Louis |
| Columbia University | Point Loma Nazarene University | University of California, Los Angeles | Wellesley College |
| Concordia University | Princeton University | University of California, Riverside | Wesleyan University |
| Cornell University | Providence College | University of California, San Diego | Whittier College |
| Dartmouth College | Purdue University | University of California, Santa Barbara | Willamette University |
| DePaul University | Rhodes College | University of California, Santa Cruz | William & Mary |
| Drexel University | Rice University | University of Chicago | Xavier University |
| Duke University | Rutgers University | University of Colorado at Boulder | Yale University |
| Duquesne University | Sacred Heart University | University of Denver | |
| Embry-Riddle Aeronautical University | Saddleback College | University of Georgia | |

COLLEGE ENROLLMENT STATISTICS: CLASS OF 2019

- 418 students in the class of 2019
- \$42 million in scholarship offers
- 146 colleges and universities attended by the class of 2019
- 99 percent attend college
- 365 colleges and universities applied to
- 3,946 college applications
- 2,375 college acceptances
- 54 percent total acceptance rate
- 100 percent acceptance rate at 184 schools

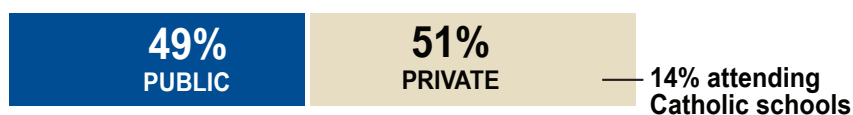


COLLEGE GEOGRAPHIC BREAKDOWN

41 U.S. states, 5 International countries



PUBLIC vs PRIVATE



SANTA MARGARITA CATHOLIC HIGH SCHOOL

CEEB Code 052563 IB Code 000949

22062 Antonio Parkway
Rancho Santa Margarita, CA 92688
(949) 766-6000 • www.smhs.org

- | | |
|--------------------------------------------------------------|--------------------------------------------------------------------------|
| J. Andrew Sulick President | Cheri Wood Principal |
| Tom Smith Assistant Principal, Student Services | John Hayek Assistant Principal – Curriculum and Instruction |

COUNSELING DEPARTMENT: (949) 766-6010

COUNSELORS

- Ms. Jennifer Abalos** abalosj@smhs.org
International Coordinator
- Mr. Eric Banducci** banduccie@smhs.org
Co-Director of Counseling
- Mrs. Wende Borowski** borowskiw@smhs.org
- Mrs. Susan Choi** chois@smhs.org
ASP Coordinator
- Mrs. Alyssa Flynn** flynna@smhs.org
Co-Director of Counseling
- Dr. Jason Hale** halej@smhs.org
- Mrs. Joell Emoto** emotoj@smhs.org
- Mrs. Heather Fecarotta** fecarottah@smhs.org
- Ms. Cherie Steel** steelc@smhs.org

DIRECTOR OF COLLEGE RELATIONS

Mrs. Christa Crafts craftsc@smhs.org

REGISTRAR

Mrs. Cheryl Dopudja dopudjac@smhs.org